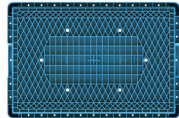



**Stack Only Container Specifications:**

Stack Only container bottom options



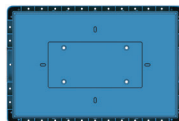
Ribbed (R)



Hybrid (H)



Flat (F)



Welded (W)

Model	Outside Dimensions (inches)			Inside Dimensions (inches)			Capacity (lbs)	Weight (lbs)	Volume (cubic feet)	Trailer Qty 53'
	L	W	H	L	W	H				
SO 6040-220 <b>R/H</b>	23.6	15.8	8.7	22.2	14.4	8.0	80	5.6	1.5	1,800
SO 6040-220 <b>F</b>	23.6	15.8	8.7	22.2	14.4	8.6	45	4.4	1.6	1,800
SO 6040-220 <b>W</b>	23.6	15.7	8.7	22.2	14.4	8.1	100	5.6	1.5	1,800
SO 6040-320 <b>R/H</b>	23.6	15.8	12.6	22.2	14.4	12.0	80	6.7	2.2	1,800
SO 6040-320 <b>F</b>	23.6	15.8	12.6	22.2	14.4	12.5	45	5.5	2.3	1,800
SO 6040-320 <b>W</b>	23.6	15.7	12.6	22.2	14.4	12.0	100	6.7	2.2	1,800
SO 6040-325 <b>R/H</b>	23.6	15.8	12.8	22.2	14.4	12.2	80	6.8	2.3	1,650
SO 6040-325 <b>F</b>	23.6	15.8	12.8	22.2	14.4	12.7	45	5.6	2.4	1,650
SO 6040-325 <b>W</b>	23.6	15.7	12.8	22.2	14.4	12.2	100	6.8	2.3	1,650
SO 6340-380 <b>R</b>	25.0	15.8	15.0	23.4	14.3	14.4	80	7.6	2.8	945
SO 6545-325 <b>R</b>	25.6	17.7	12.8	23.9	16.0	12.3	65	7.8	2.7	1000
SO 6545-325 <b>RHD</b>	25.6	17.7	12.8	23.9	16.0	12.2	90	8.3	2.7	1000
SO 6545-325 <b>F</b>	25.6	17.7	12.8	23.9	16.0	12.8	45	7.2	2.8	1000
SO 6545-440 <b>R</b>	25.6	17.7	17.3	23.9	16.0	16.9	65	9.3	3.7	750
SO 6545-440 <b>RHD</b>	25.6	17.7	17.3	23.9	16.0	16.7	90	9.9	3.7	750
SO 6545-440 <b>F</b>	25.6	17.7	17.3	23.9	16.0	17.4	45	8.8	3.8	750

"R" denotes Ribbed Bottom, "H" denotes Hybrid Bottom, "F" denotes Flat Bottom, "W" denotes Welded Bottom.  
 "HD" denotes Heavy Duty. SO6040 container sizes are available with Vented Side Walls

\*Ask your Monoflo sale representative about all available options


**Mini Tote System Specifications:**

SO 6545-325  
with Mini Tote System  
(MTS) option



Model	Outside Dimensions (inches)			Trailer Qty 53'
	L	W	H	
MTS S-H295	7.9	5.9	11.6	13,650
MTS M-H295	11.8	7.9	11.6	6,240
MTS L-H295	15.8	11.8	11.6	3,510

**Foldable Container Specifications:**



KD 6040-285, with  
open access door

Model	Outside Dimensions (inches)			Inside Dimensions (inches)			Stack Height (inches)	Folded Height (inches)	Weight (lbs)	Volume (cubic feet)	Trailer Qty 53'
	L	W	H	L	W	H					
KD 6040-285	23.6	15.8	11.2	22.3	14.4	10.8	10.8	2.8	6.8	2.0	5,250
RC 6040-285 V	23.7	15.7	11.2	21.2	14.4	10.2	10.8	3.3	7.2	1.8	4,800
RC 6040-285	23.7	15.7	11.2	21.3	14.4	10.2	10.8	3.3	7.3	1.8	4,800

KD containers are foldable from the long sides with latches and sidewalls connected to the base.

RC containers are foldable from the short sides with two latches to lock in place. Long sidewalls connect to the top collar. "V" denotes vented side walls.

RC containers are foldable from the short sides without needing latches. Long sidewalls connect to the top collar.

**Automation Tray Specifications:**



AS/RS 500x700

Model	Outside Dimensions (inches)			Inside Dimensions (inches)			Stack Height (inches)	Weight (lbs)	Volume (cubic feet)	Trailer Qty 53'
	L	W	H	L	W	H				
AS/RS 350x500	19.7	13.8	1.9	18.9	13.0	1.0	1.1	2.0	0.1	14,940
AS/RS 500x700	27.6	19.7	1.9	27.6	19.7	1.9	1.1	3.7	0.3	7,470

**Stack & Nest Container Specifications:**



SN 6040-270, nested

Model	Outside Dimensions (inches)				Inside Dimensions (inches)				Overall Height (inches)	Usable Inside Height (inches)	Weight (lbs)	Trailer Qty 53'
	Top		Bottom		Top		Bottom					
	L	W	L	W	L	W	L	W				
SN 6040-270	23.6	15.7	21.6	13.7	20.3	14.4	19.4	13.5	10.7	9.8	3.9	3,300
SN 6040-270 V	23.6	15.7	21.6	13.7	20.3	14.4	19.4	13.5	10.7	9.8	3.6	3,300

"V" denotes vented side walls.